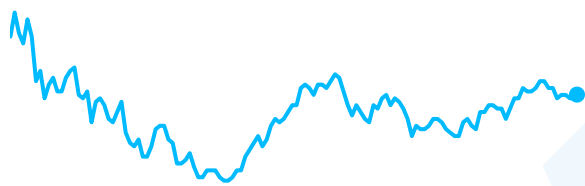


Oil & Natural Gas Corp Ltd NSE: ONGC

₹102.40 +0.45 (11:30 am IST)



+0.4%

1D 1W 3M 1Y 5Y

Price LIVE
₹102.40

Today's high
₹104.10

Today's low
₹100.95

52W high
₹122.30

52W low
₹59.70

1Y
66.5%

PE
142.22

PB
0.61

EPS (TTM)
8.67

Dividend yield
3.3%

5Y
-1.4%

Market cap
₹1.3 Lac Cr

Volume
4,68,044

Average volume
24,45,306

Compare with other stock

	Price	1D	1Y	PE	PB
ONGC	₹102.40	+0.4%	+66.5%	142.22	0.61

⊕ Add


Financials

Income statement

Balance sheet

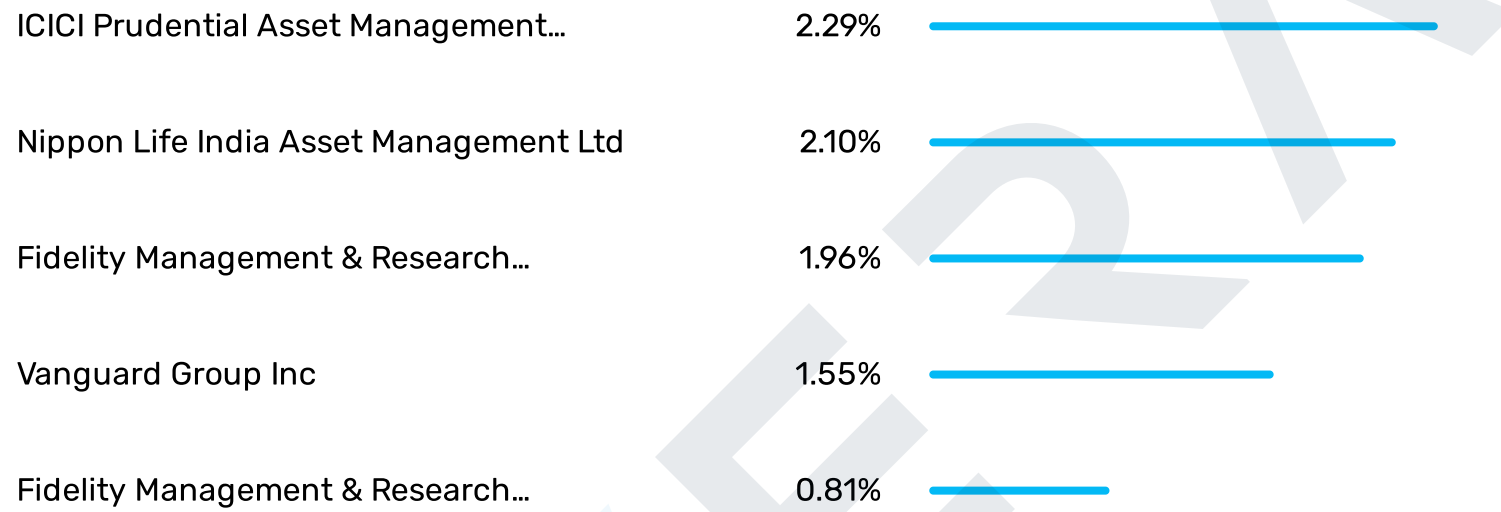
Cash flow

Quarterly Annual

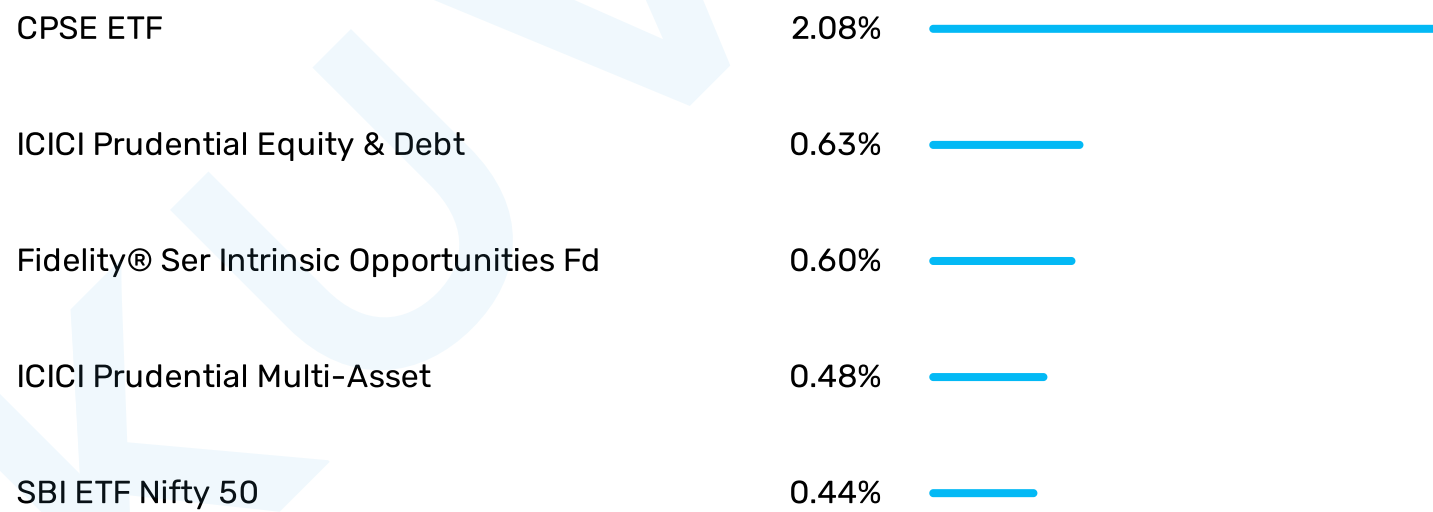


See stock holdings

Top institutional holders



Top mutual fund holders



About ONGC

Oil & Natural Gas Corp Ltd is based out of India. It engages in the exploration, development, and production of oil and natural gas. The company operates onshore and offshore fields globally through joint ventures and partnerships.

Traditionally, crude oil production has been the lead revenue generator, with Russian assets providing the most production. Outside of the company's the exploration and production operations, it engages in the transportation and refining of hydrocarbon products. Oil and Natural Gas Corp carries out its business as a public sector undertaking for the government of India.

Company address

**Plot No. 5A-5B, Nelson Mandela Marg,
Deendayal Urja Bhawan, New Delhi, ,
110070**

Company URL

<https://www.ongcindia.com>